



# PRE-TERMINATED SWA ARMoured ASSEMBLIES

SM

OM1

OM2

OM3

OM4

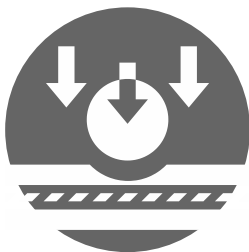
OM5



Deploy your network with confidence in even the most challenging environments, with ATEX gland compatibility



Bespoke UK  
Manufacture



Highest Level of  
Physical Protection



ATEX approved  
gland available



Designed for  
Harsh Conditions

# PRE-TERMINATED SWA ARMoured ASSEMBLIES



Deploy your network with confidence in even the most challenging environments. Our pre-terminated steel wire armoured (SWA) fibre optic assemblies provide exceptional protection against rodent damage, crushing, and harsh conditions.

With ATEX gland compatibility for marine and oil and gas applications, these versatile cables offer unwavering protection and simplified installation wherever you need it most.

Available in Single-mode and Multimode, all of our pre-terminated assemblies are manufactured in our dedicated UK facility, custom made to your specifications.

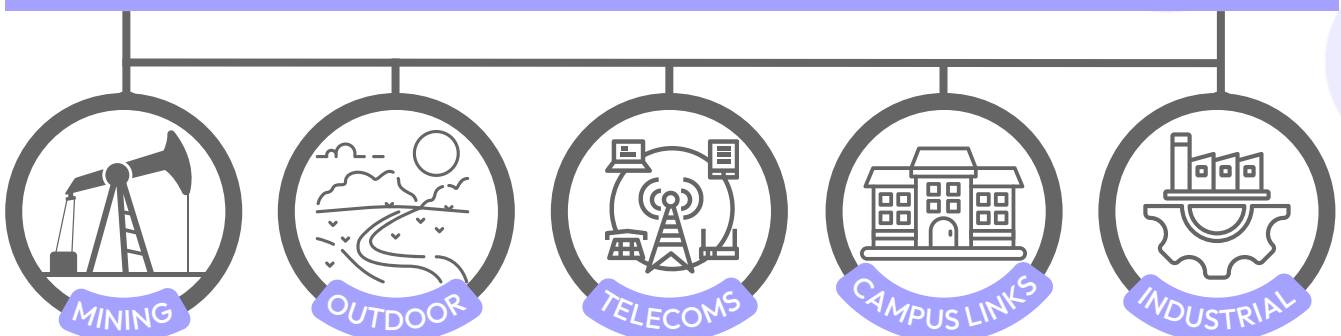
## FEATURES

- ✓ **UK Manufacture:**  
Bespoke design, high precision, consistent quality and fast turnaround.
- ✓ **Ruggedised Tails:**  
Enabling direct point to point patching, or used within a patch panel.
- ✓ **Steel Wire Armoured:**  
Offering enhanced protection for cables deployed in harsh environments.
- ✓ **Reinforced Protection Tube:**  
Can be fitted with a water and crush resistant tube, for extra protection during installation.

## BENEFITS

- ✓ **Pre-Terminated Solution:**  
No onsite termination required; enabling for faster, more efficient installation.
- ✓ **Unmatched Physical Protection:**  
Offering the high level of mechanical and rodent resistance.
- ✓ **Custom Made & Fast Turnaround:**  
Factory terminated connectors provide lowest guaranteed losses.
- ✓ **ATEX Compliance:**  
Ensures safe operation in explosive atmospheres.

## APPLICATIONS



**fibre optic assembly specialists**

VERSION 1 MARCH 2024



sales@leaderoptec.com



www.leaderoptec.com



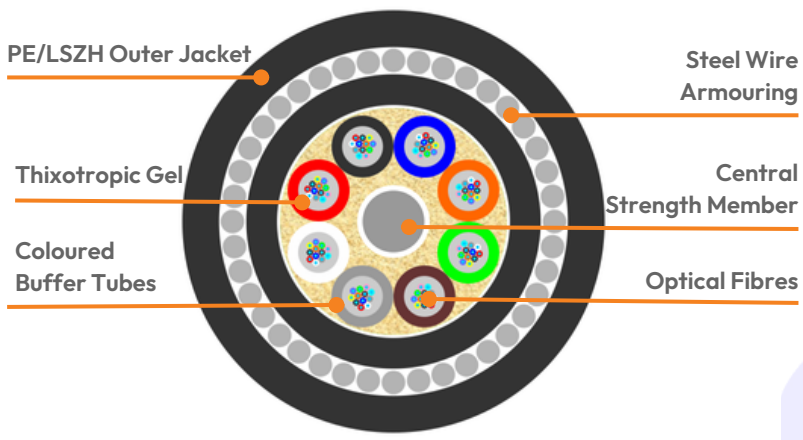
# PRE-TERMINATED SWA ARMoured ASSEMBLIES



## CABLE CONSTRUCTION

- Central loose tube.
- Gel filled tubes.
- Multiple 250µm fibres.
- E-glass protection.
- 0.8-1.2mm inner jacket.
- 0.6-0.9mm steel wire armouring.
- 10.8-11.2mm outer jacket.
- PE, LSZH, flame resistant.
- CPR - Eca.

NB: Construction of a (Multi Loose Tube) SWA Armoured cable



## SPECIFICATIONS

Element	Characteristic
Fibre Mode	Single-mode Multimode: OM1, OM2, OM3, OM4, OM5
Fibre Count	2, 4, 8, 12, 16, 24
Connector Options	Simplex: LC, SC, E2000, FC/PC, ST, MU Uniboot: LC, MDC, SN & CS Polish: UPC & APC.
Cable (LSZH)	Outer Jacket: 10.8-11.2mm
	Nominal Weight: 292 (kg/km)
Crush Resistance	4000N/100mm <sup>2</sup>
Bend Radius	Install: 20D, Static: 20D
Temperature Range	-20°C ~ +70°C

Connector Type	IL Typical	IL Maximum	Return Loss
Single-mode UPC	0.15dB	0.35dB	≥45dB
Single-mode APC	0.15dB	0.35dB	≥60dB
Multimode UPC & APC	0.25dB	0.50dB	≥25dB

PRE-TERMINATED  
SWA ARMoured ASSEMBLIES



FIBRE SPECIFICATIONS

Fibre Mode	Fast Ethernet	1000Base-SX	10GBase-SR	40GBase-SR4	100GBase-SR10
Multimode OM1	2km	275m	33m	n/a	n/a
Multimode OM2	2km	550m	82m	n/a	n/a
Multimode OM3	2km	800m	300m	100m	100m
Multimode OM4	2km	1100m	400m	150m	150m
Multimode OM5	2km	1100m	400m	150m	150m
Single-mode OS1/OS2	40km	100km	40km	40km	40km

Fibre Mode	Core/Cladding (µm)	Wavelength	Maximum Attenuation
Multimode OM1	62.5/125	850-Nm	3.5dB/km
		1300-Nm	1.5dB/km
Multimode OM2	50/125	850-Nm	3.5dB/km
		1300-Nm	1.5dB/km
Multimode OM3	50/125	850-Nm	3.0dB/km
		1300-Nm	1.5dB/km
Multimode OM4	50/125	850-Nm	3.0dB/km
		1300-Nm	1.5dB/km
Multimode OM5	50/125	850-Nm	3.0dB/km
		923-Nm	2.3dB/km
		1300-Nm	1.5dB/km
Single-mode OS1/OS2	9/125	1310-Nm	1.0dB/km
		1550-Nm	0.5dB/km



# PRE-TERMINATED SWA ARMoured ASSEMBLIES



## BREAKOUT STYLES

- M-Line 28mm diameter with 24x 2mm tails.
- Available with Metallic or ATEX approved gland, with armour anchored in.
- Tail lengths from 0.3m to 2.5m.
- Tails contain one or two fibres.
- Staggered tails to fit protection tube.
- Simplex connectors for one fibre tail.
- Uniboot options for two fibre tails.



## PROTECTION OPTIONS

### Non-Staggered Tails

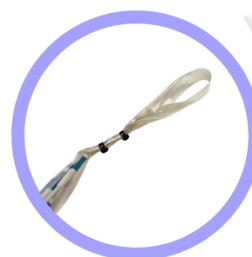
Option	Pull Force
Braided sleeve with pulling eye	50N
PVC sleeve with pulling eye	30N

### Staggered Tails

Option	Pull Force
Braided sleeve with pulling eye	50N
PVC sleeve with pulling eye	30N
Clear tube (28mm widest point)	400N
Reinforced tube (35mm widest point)	400N



Braided sleeve



PVC sleeve



Clear tube



Reinforced tube

